

Step by Step Guide: Launching Blackboard Collaborate from a Library Computer

The University of Toronto's library computers will not allow the default Collaborate launch functionality. Please follow these instructions carefully to join a Collaborate session from a library computer.

Recommended Browser is Firefox



Tools



Announcements

Create and view Course Announcements.

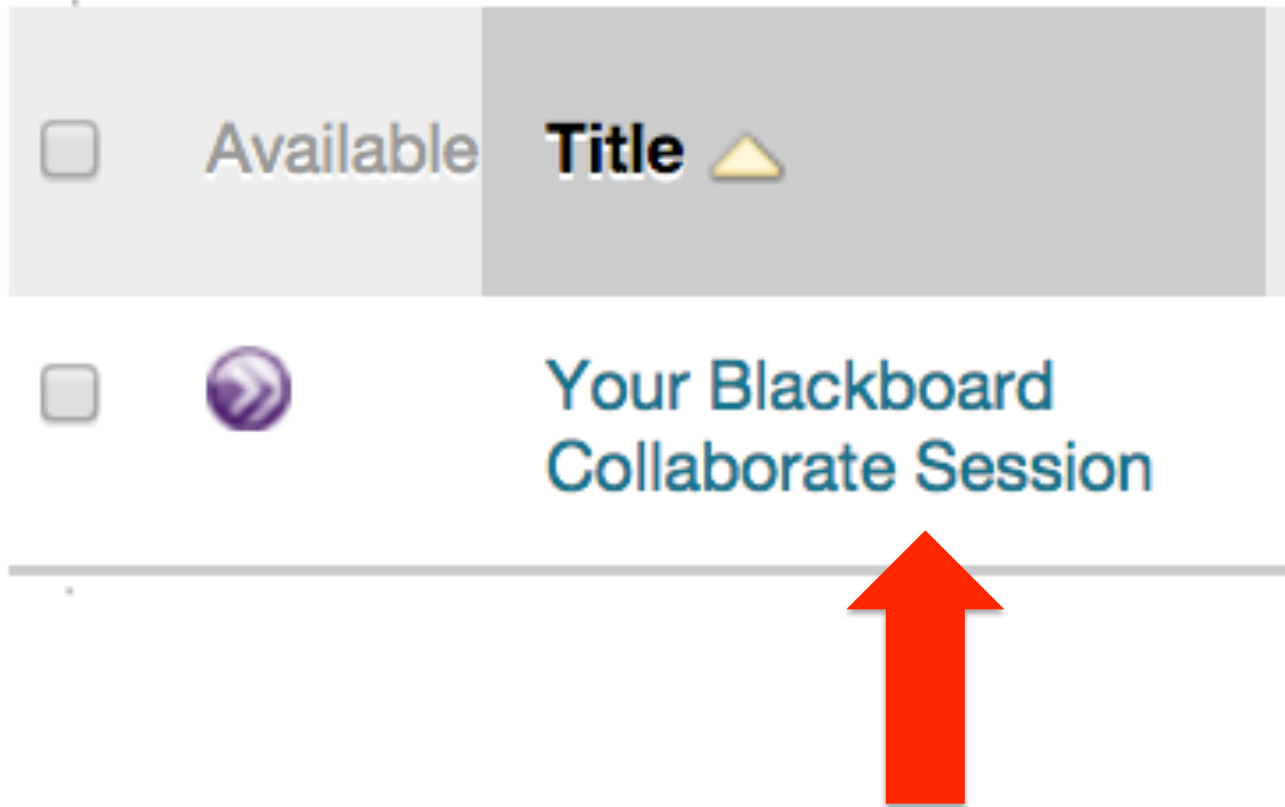


Blackboard Collaborate

Schedule and join Blackboard Collaborate web conferencing sessions and view recorded archives.



To begin, follow the direct link the instructor has provided to you for your Collaborate session. If your instructor has not provided a link you can also join a Blackboard Collaborate session by navigating to the course tools and selecting “Blackboard Collaborate.”




If you are joining the session by navigating through the course tools -> Blackboard Collaborate, once in the Collaborate area you are able to select the relevant Collaborate webinar session.

Start Date
Nov 19, 2015 2:45 PM

End Date
Nov 19, 2015 4:45 PM

Join Room



If you can't open the .collab file, [download the Blackboard Collaborate Launcher](#).

After selecting the appropriate Collaborate session you will be asked to Join Room. Select this option first. If you are joining by a link given to you from the instructor you will enter at the next step.

First time using Blackboard Collaborate?

Get the Launcher

The Blackboard Collaborate Launcher makes joining sessions and playing recordings simple and reliable.

[Download Launcher](#)

Already installed the launcher? [Launch Blackboard Collaborate now.](#)

[Learn more about the Blackboard Collaborate Launcher.](#)


Once you go to Join Room or once you've followed a direct link to the Collaborate session you will see this page. **DO NOT Download Launcher** – the library does not allow the launcher to run on its machines.

Get the Launcher

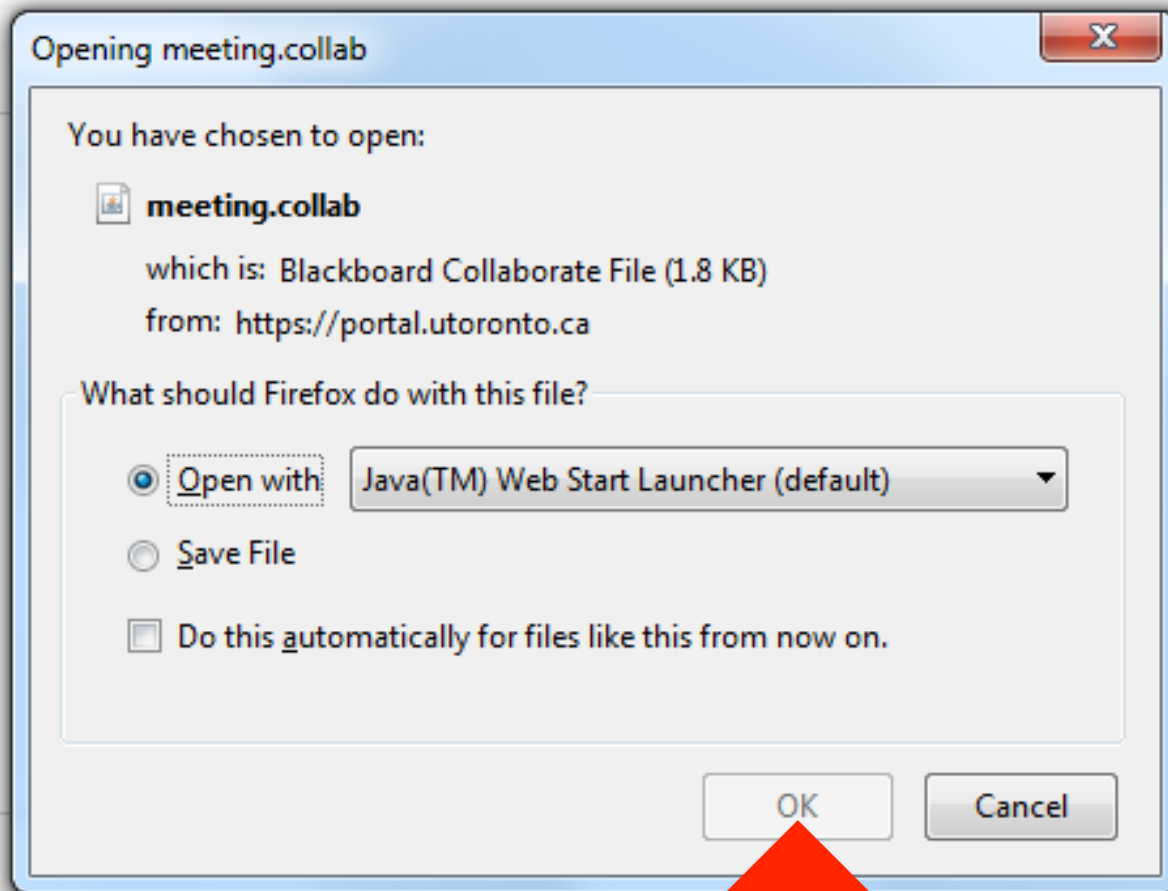
The Blackboard Collaborate Launcher makes joining sessions and playing recordings simple and reliable.

[Download Launcher](#)

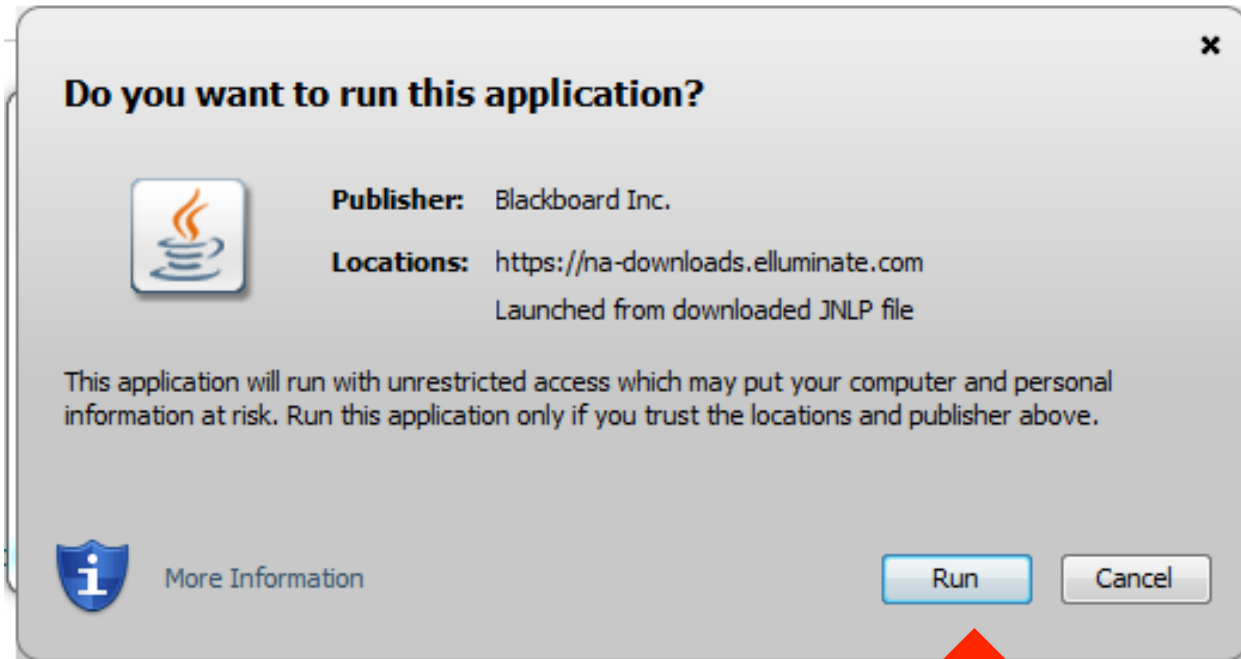
Already installed the launcher? [Launch Blackboard Collaborate now.](#)



Choose the option “Launch Blackboard Collaborate now.”



In Firefox you will receive this pop up message. The defaults here are correct. Select "OK."



Agree to Run the application and follow the rest of the prompts. You will be able to enter the session.